



World Preliminary Report on ART

Year 2011

GD Adamson, J de Mouzon, M Banker, S Dyer
O Ishihara, R Mansour, KG Nygren, G Chambers,
F Zegers-Hochschild
ICMART: An NGO with WHO (Sheryl Vanderpoel)



Disclosures

- Industry
 - Advanced Reproductive Care (ARC): Founder and CEO
 - Professional Organizations
 - ASRM: Past President
 - FIGO: Chair, Reproductive Medicine Committee
 - ICMART: International Committee Monitoring ART
 - IFFS: Executive Committee
 - WERF: President
 - WHO: Co-chair, Infertility Assessment Task Force
 - Funded Research Studies & Consulting
 - Bayer
 - Ferring
 - LabCorp
 - Ziva
-

Supporters

American Society for Reproductive Medicine (ASRM)
European Society for Human Embryology and Reproduction (ESHRE)
Fertility Society of Australia (FSA)
Indian Society for Assisted Reproduction
Japan Society for Reproductive Medicine (JSRM)
Japan Society of Fertilization and Implantation (JSFI)
Latin American Society for Assisted Reproduction (REDLARA)
Society for Assisted Reproductive Technology (SART)

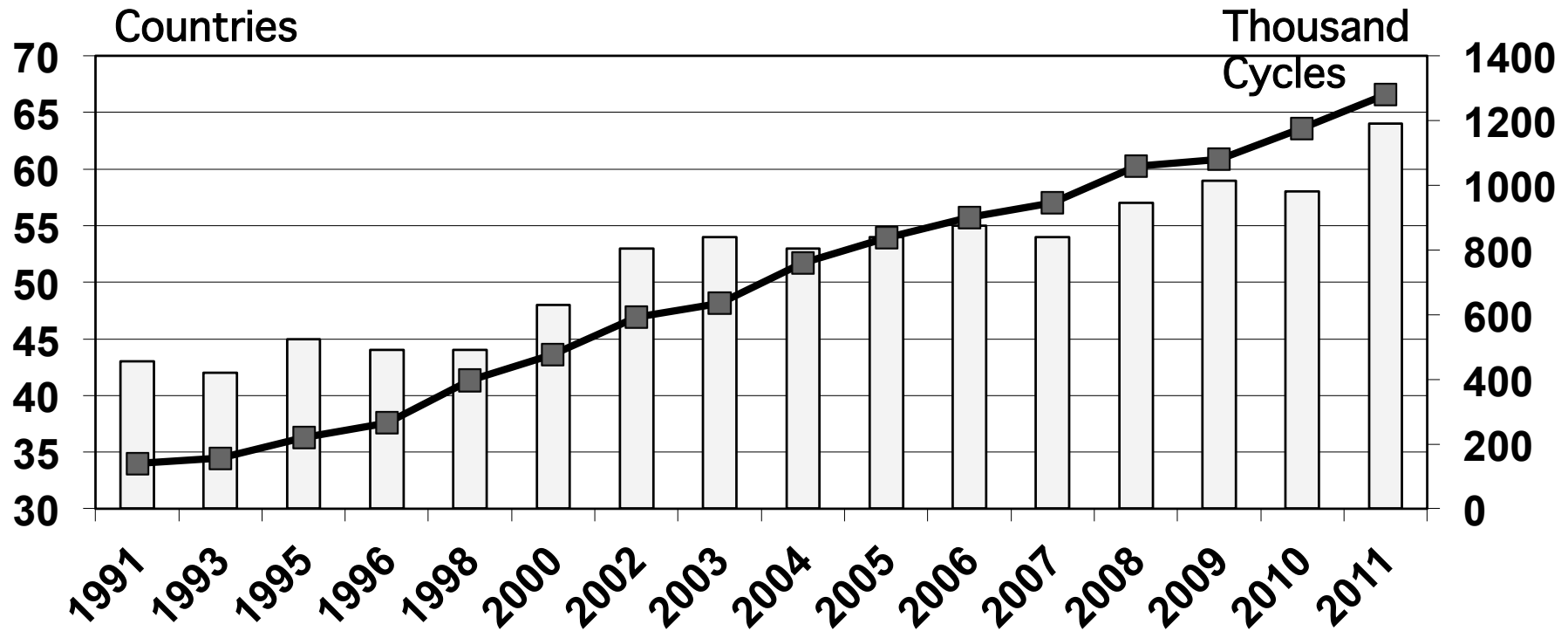
Government of Canada
Ferring Pharmaceuticals
World Health Organization (WHO)

Dedicated to Kathryn Tunstall

World report 2011 Countries/region

	Participating (n)
Africa	8
America, Latin	12
America, North	2
Asia	5
Australia-NZ	2
Europe	33
Middle East	1
Israel	1
Total 2011	64

World Report Coverage History



□ Countries ■ Cycles

2011: 1,281,492 cycles

+ 111,000

9.5% increase

Main Contributors (>50,000 cycles)

■ TOTAL	1,281,492	
■ Japan	268,255	} 69 %
■ USA:	142,325	
■ France	88,518	
■ Spain	71,638	
■ Germany	70,154	
■ Italy	61,270	
■ UK	60,147	
■ Australia	59,212	
■ Russia	57,454	

World Coverage 2011

- 64 countries (25 in 1991 to 58 in 2010)
 - **Almost all Europe, America, Australia-NZ**
 - **Missing countries : Africa, Middle-East, Asia**
 - But 8 African countries (Benin, Cameroon, Ivory coast, Mali, Morocco, South Africa, Togo, Tunisia,): expectations for the future ?

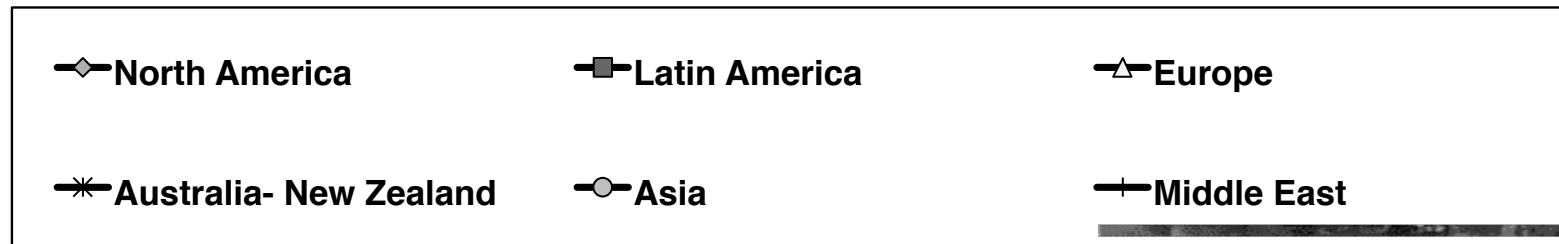
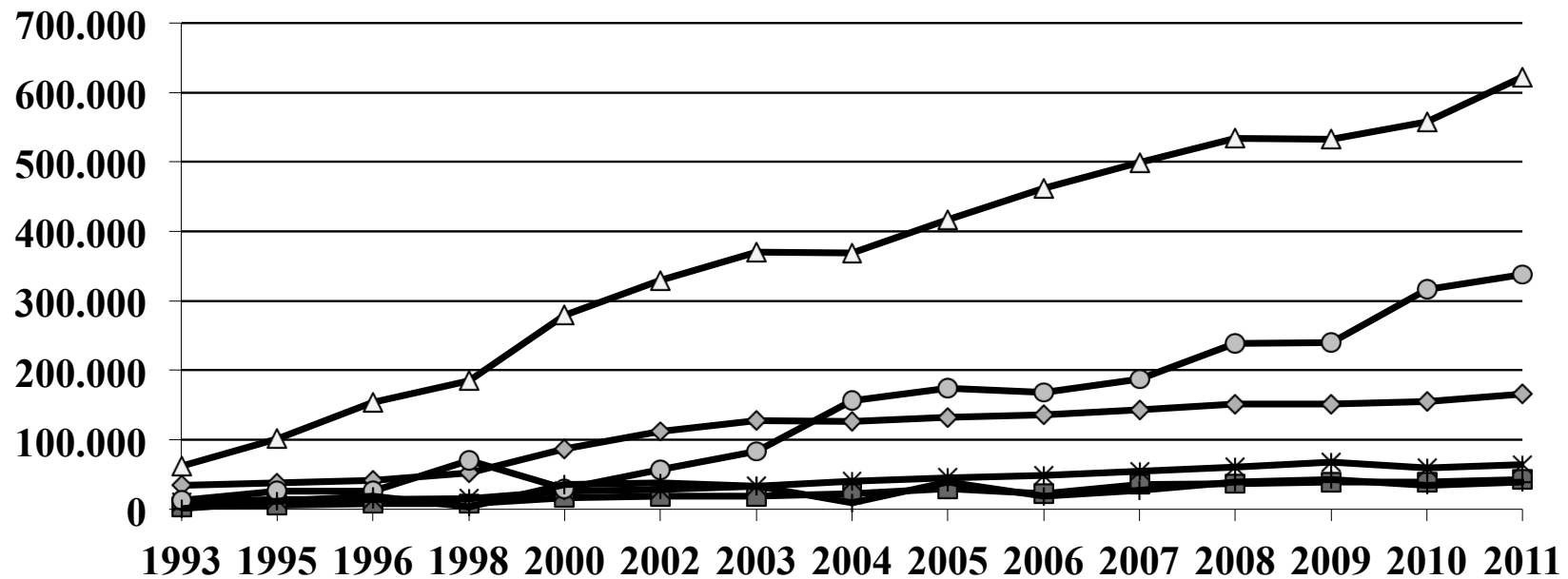
2,547 clinics (+79) : 75 % of all clinics

32 countries >90% coverage (29 full)

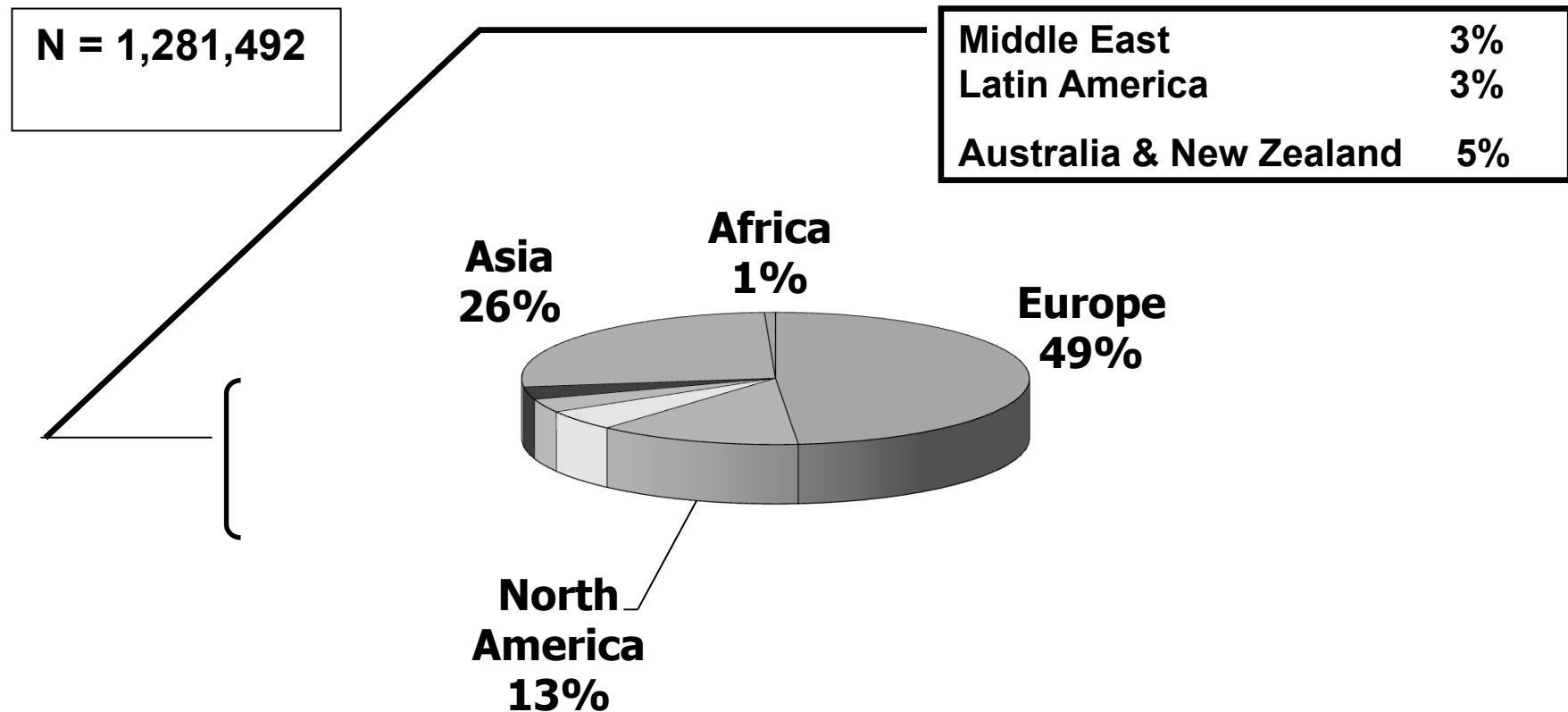
- **Estimate of the overall coverage**

 - **63 % - 70 % of World activity**

Evolution of ART Cycles by Region



Regional Contribution of ART Cycles to the World Report (2011)



* Corresponds to aspiration cycles in IVF, ICSI & GIFT and transfer cycles in FET & OD.

Global Results 2011

- 1,281,472 initiated cycles for 241,535 deliveries
 - **Compared to 2010 :**
 - + 111,000 cycles; 9.5% increase
 - + 16,609 deliveries; 7.4% increase
 - **Recent development: Freeze all**
 - Embryo freezing without transfer
 - 51,694 cycles (+18%)
 - 46,971 Japan (27.8% of Retrievals)
 - **Removed from calculations:**
 - PR-DR per cycle/aspiration
 - Included in cumulative rates
-

Global Results 2011

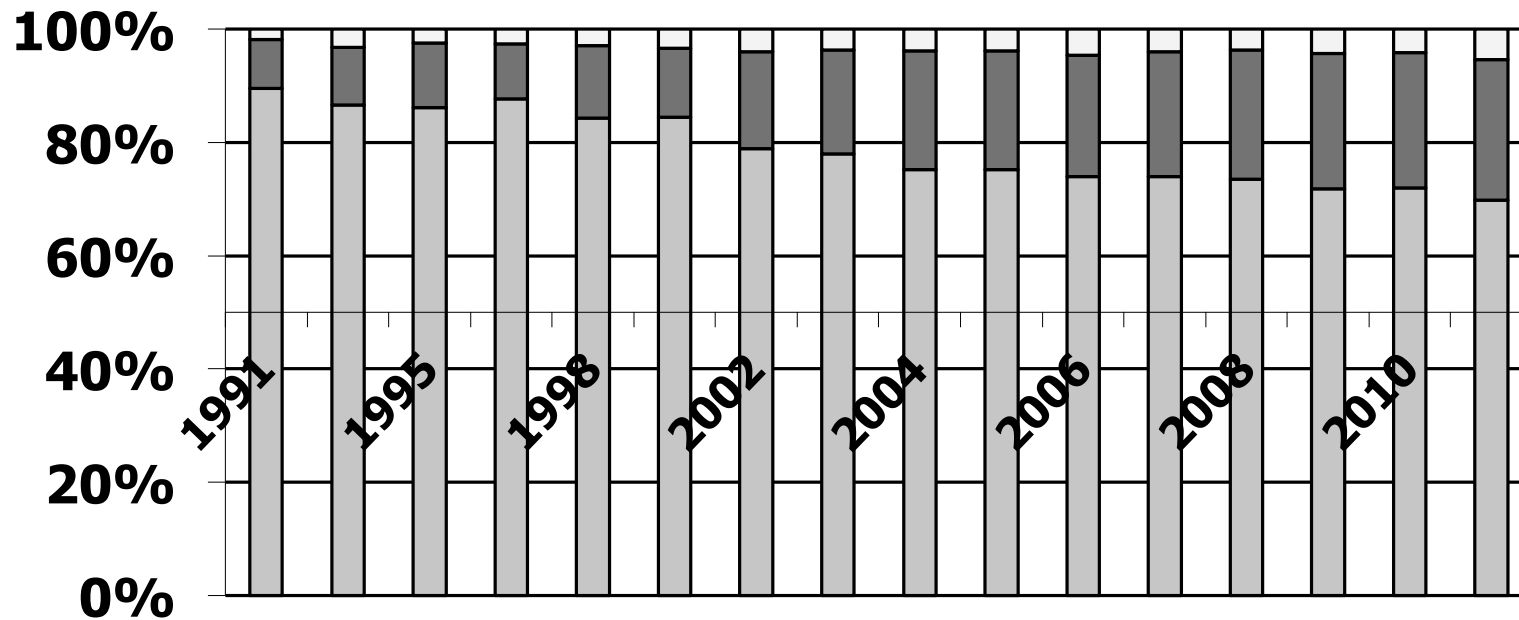
1,281,472 Initiated Cycles

- | | |
|--|------------------|
| ■ 832,796 aspirations (+8;5%) | Delivery rates** |
| ■ 248,281 IVF* | } 20.0% (-1.1%) |
| ■ 501,965 ICSI* | |
| ■ 53 GIFT | |
| ■ 286,368 Thaws (+3.6%) | 20.1% (+0.9%) |
| ■ 12,744 PGD/PGS (Asp, + 0.8%) | 23.8% (+10 %) |
| ■ 62,811 Egg donations (+ 28.3%) | 32.9% (-3.4%) |
| ■ 71,698 cancellations (+10.0%) reported by 51 | |

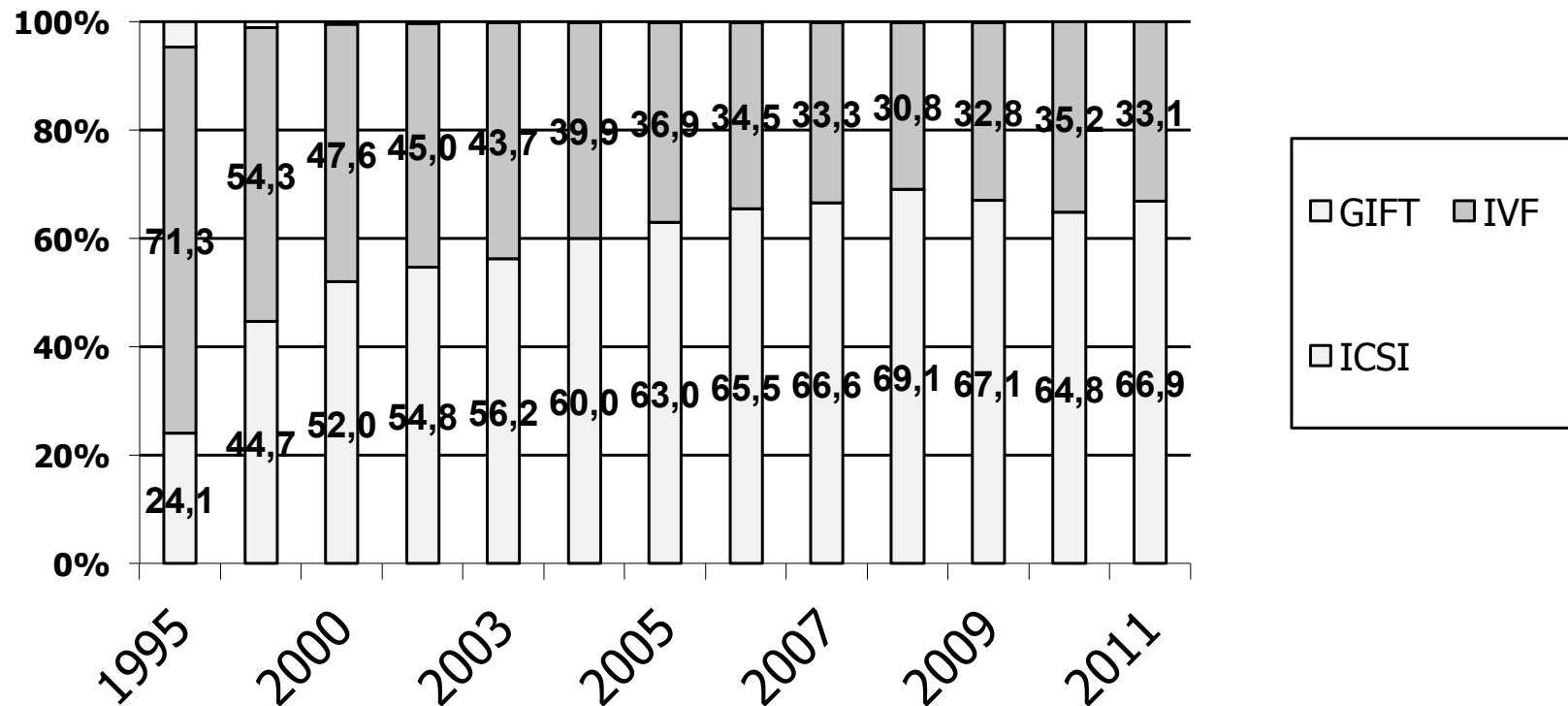
*Not counted: India, Australia, New Zealand & Israel combining IVF& ICSI

** DR after removing Freeze all CYCLE

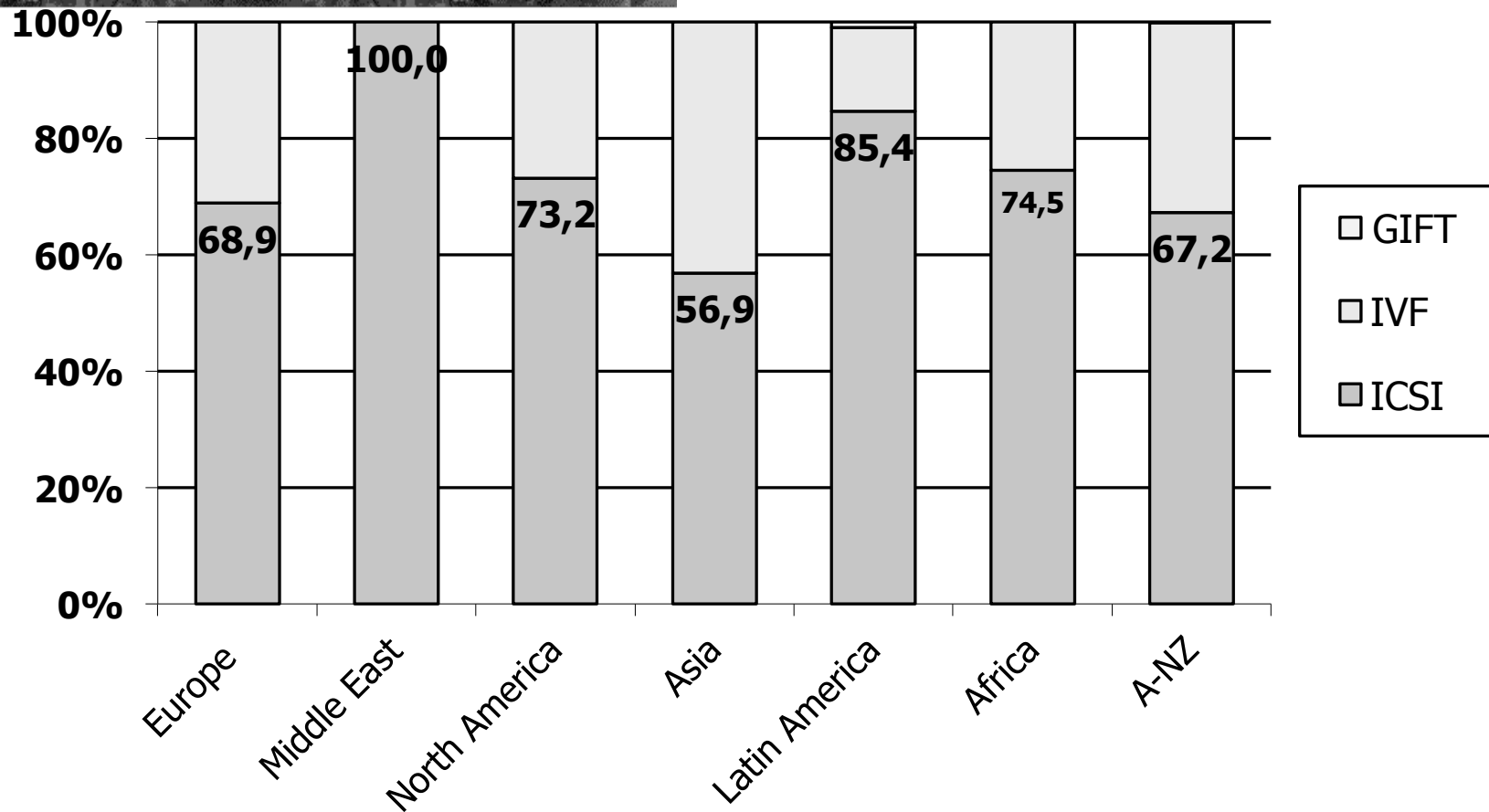
Trends in Procedure Distribution: Aspirations, FET, Egg Donation



Trends in Procedure Distribution: Aspirations

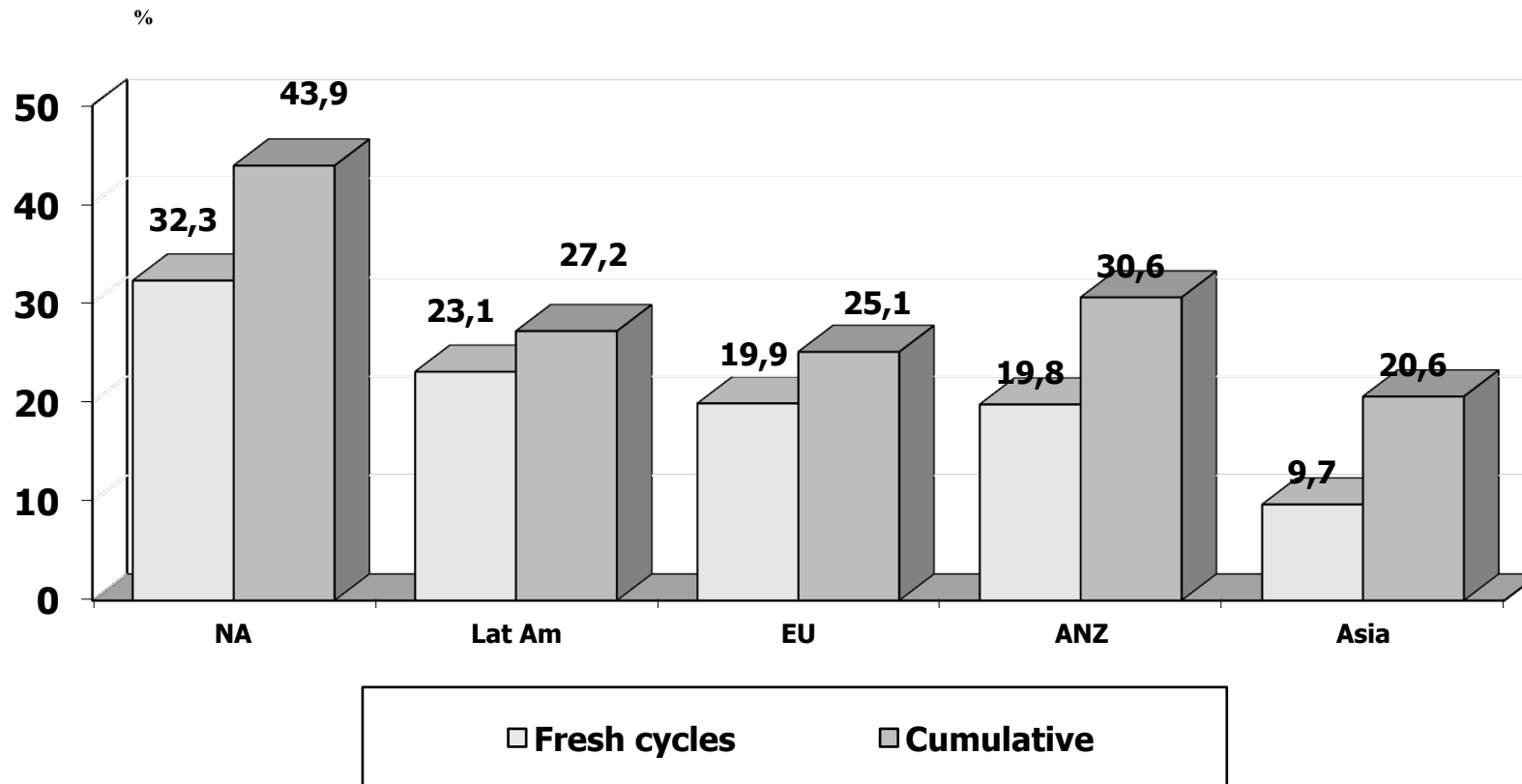


Procedure Distribution By Region 2011

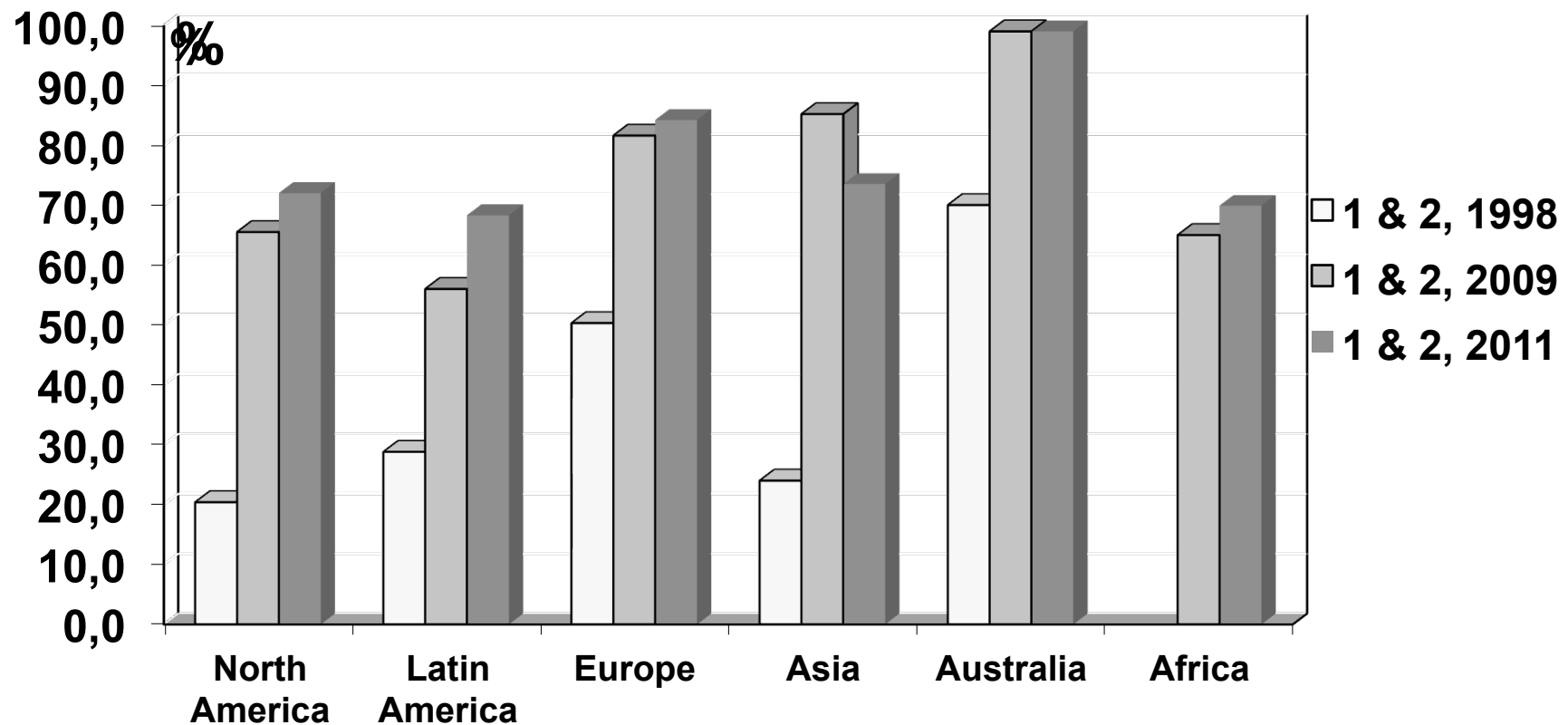


*excludes Israel, and calculated on transfers for ANZ

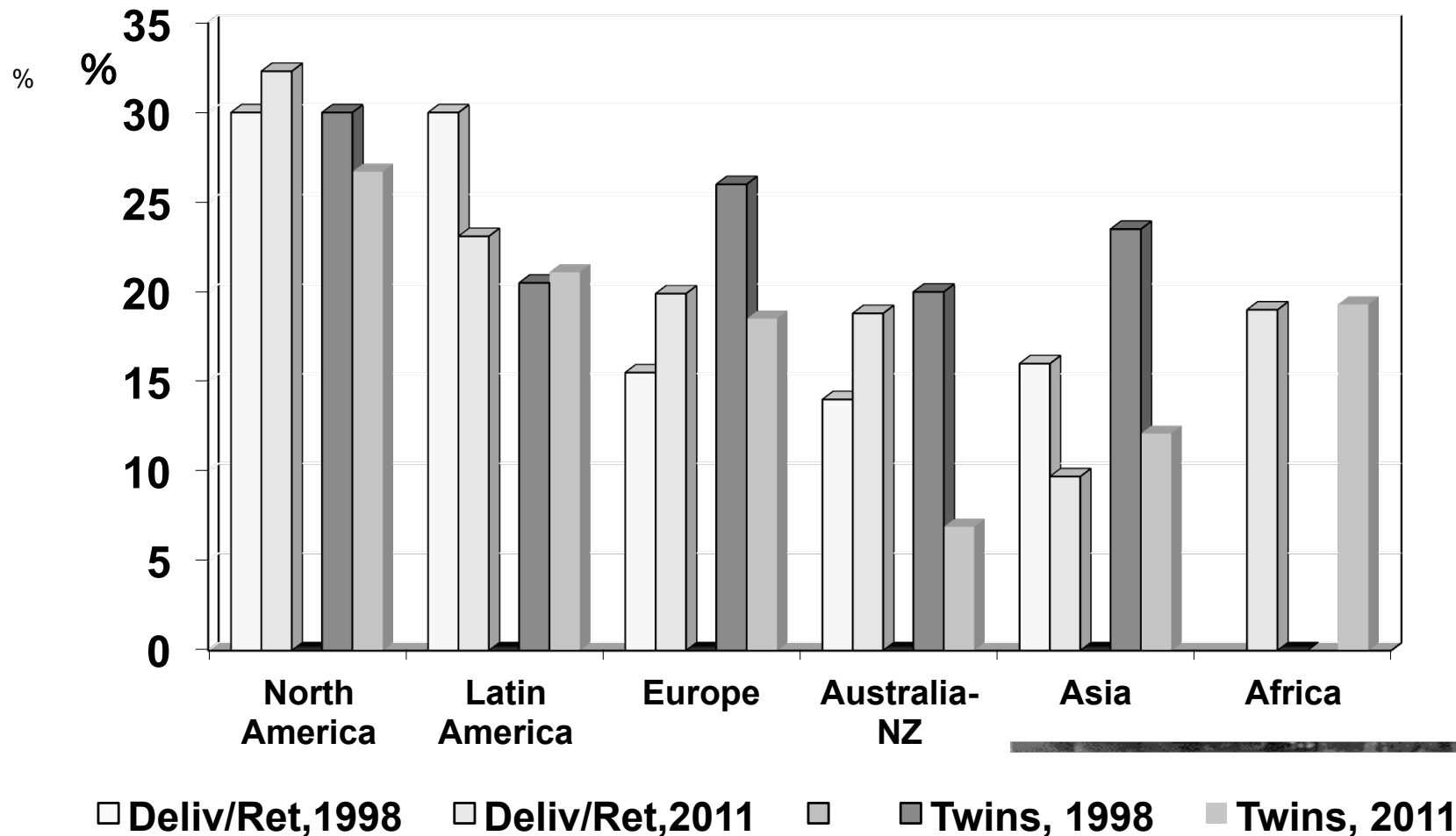
Delivery Rates Per Retrieval By Region: IVF & ICSI 2011



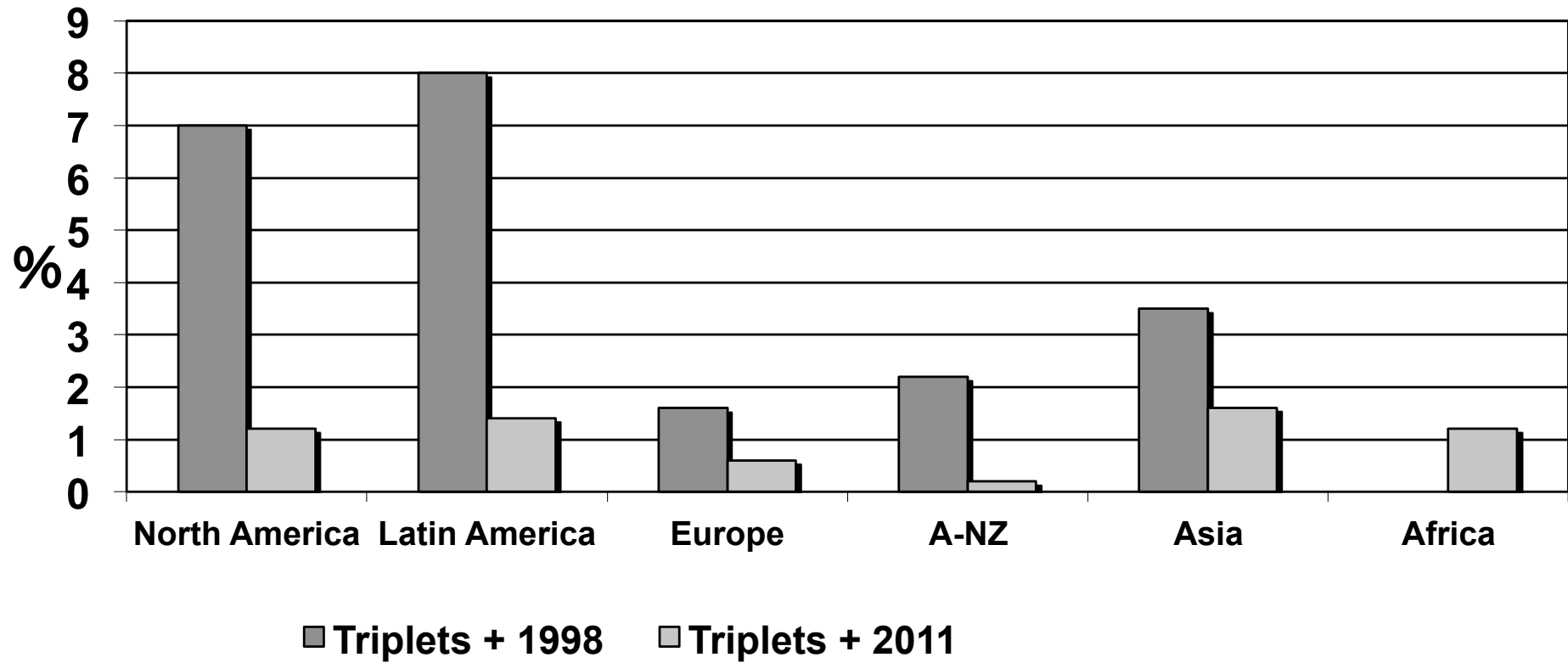
Transfers of 1-2 Embryos per Region (%) 1998 - 2011



Delivery Rate (fresh) and Twin Pregnancies per Region 1998 - 2011



Triplet Pregnancies per Region 1998 - 2011



Conclusion

-
- 1,281,492 cycles reported (+9.5%)
 - Estimated 1.8-2.0 million worldwide
 - 284,159 babies born (+4.0%)
 - Estimated 430,000 worldwide
 - ~6.0+ million babies born since ART began in 1978
 - 67.2% ICSI (+2.4%); 23.2% women >40 (+0.4%)
 - Mean number of transferred embryos: 1.66 (-0.23)
 - 20.0 % Delivery rate per aspiration (-1.1%),
26.3% cumulative delivery rate/asp (-0.5%)
 - Huge differences in availability, practice and results
-

Publications

- 2000 report published (FS 2006),
 - 2002 report published (HR 2009)
 - 2003 report published (FS 2011)
 - 2004 report published (HR 2013)
 - 2005 report published (FS2013)
 - 2006 report published (HR 2014)
 - 2007 report published (F&S 2014)
 - 2008 in preparation (HR 2015)
 - 2009 in preparation (F&S 2015)
 - 2010 in preparation (HR 2016)
 - **Glossary ICMART / WHO:**
 - F&S and Hum Reprod 2006,
 - Revision, F&S and HR 2009
 - Revision 2014-2015 in preparation
-

THANK YOU

To Our Contributors

■ Registers : Regional Organisations

- **EUROPE : ESHRE** : Austria, Belarus, Belgium, Bulgaria, Cyprus, Czech Rep, Denmark, Estonia, Finland, France, Germany, Greece, Hungary, Iceland, Ireland, Italy, Kazakhstan, Lithuania, Moldova, Montenegro, Norway, Poland, Portugal, Romania, Russia, Serbia, Slovenia, Spain, Sweden, Switzerland, The Netherlands, UK, Ukraine
- **AUSTRALIA -NEW ZEALAND** : Australia, New Zealand
- **LATIN AMERICA** : Argentina, Brazil, Chile, Colombia, Ecuador, Guatemala, Mexico, Nicaragua, Panama, Peru, Uruguay, Venezuela
- **NORTH AMERICA** : Canada, USA
- **Middle-East** : Lebanon,

■ Registers : National Level :

- **Israel, India, Indonesia, Japan, Korea, Taiwan, South Africa**
 - **Individual clinics: Benin, Cameroon, Ivory Coast, Mali, Morocco, Togo, Tunisia**
-

**THANK
YOU!**
